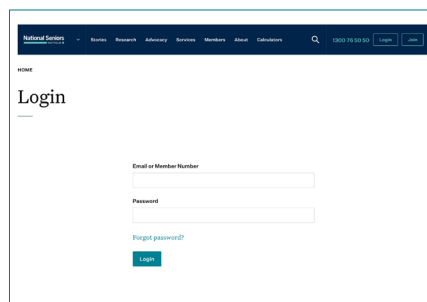


QUICK AND EASY STEPS TO PRINTING *Our Generation* digital magazine.

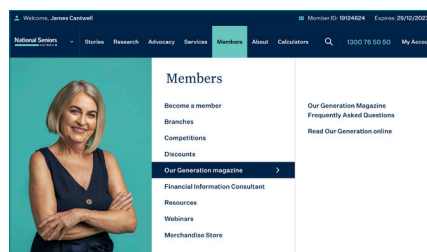
1. Ensure your printer is set up and connected to print on your device.

2. Ensure you are logged in to the National Seniors Australia website with your membership number and password.



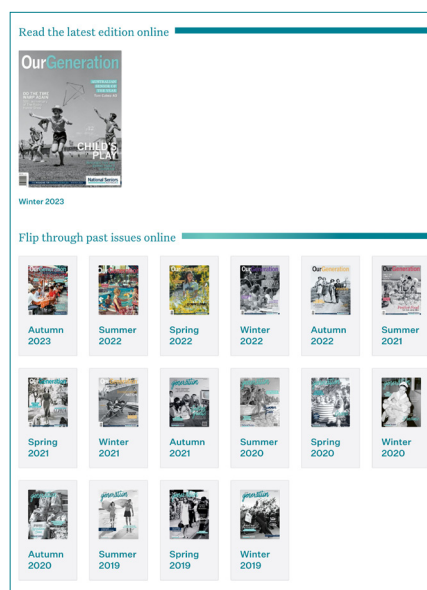
3. Click on the link: <https://nationalseniors.com.au/members/our-generation/our-generation-read-online>

Alternatively you can use the Members drop-down menu and select *Our Generation* magazine from the options listed.

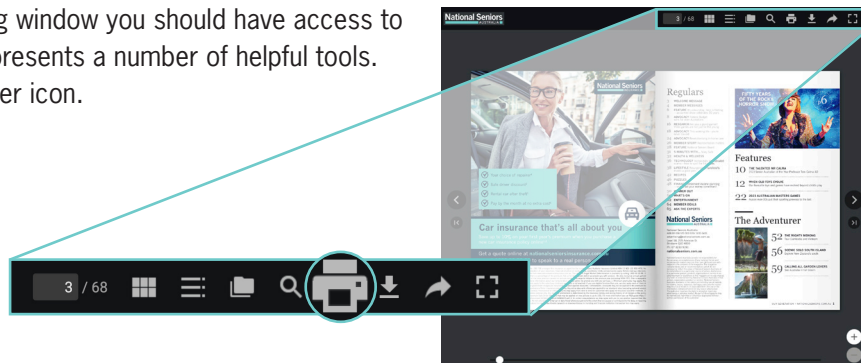


4. Click on the edition of *Our Generation* magazine you would like to print.

Note: You can read and print past editions, scroll down to view all available past *Our Generation* editions.



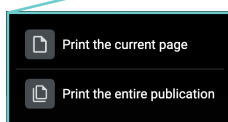
5. Within the viewing window you should have access to a toolbar which presents a number of helpful tools. Click on the printer icon.



Note: Alternatively, you can download to save and read the magazine later.



6. Select either Print the current page or Print the entire publication. If you would like to print the current page, first you must turn to the page you would like to print.



7. Ensure your printer is selected in the print pop-up and follow its instructions.

Note: Here you can choose to print in black and white or colour.

8. Click Print.

Happy reading!